



OTORHINOLARYNGOLOGY

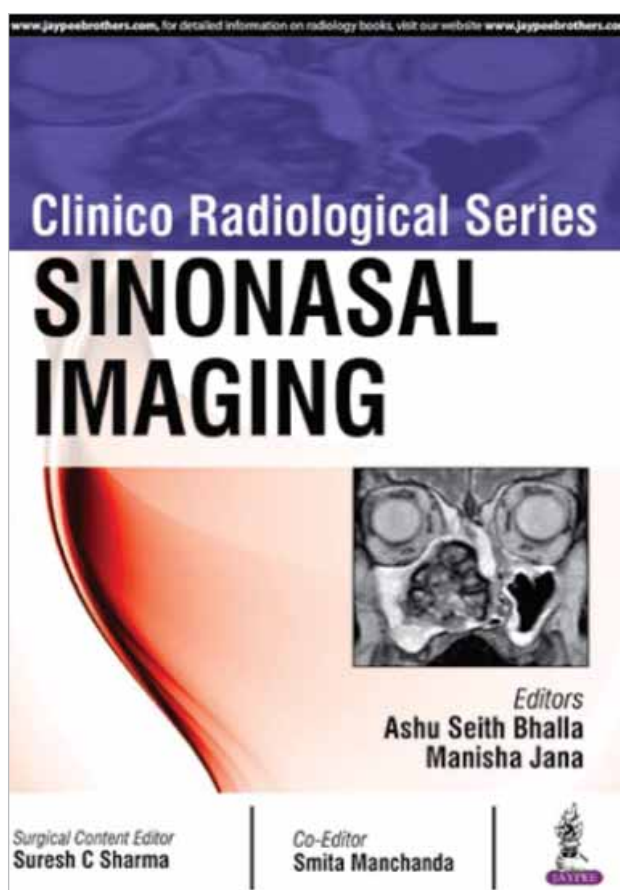
Head & Neck Surgery

Key Titles for Postgraduates & Residents

2020-21

Clinico Radiological Series: Sinonasal Imaging

Ashu Seith Bhalla & Manisha Jana



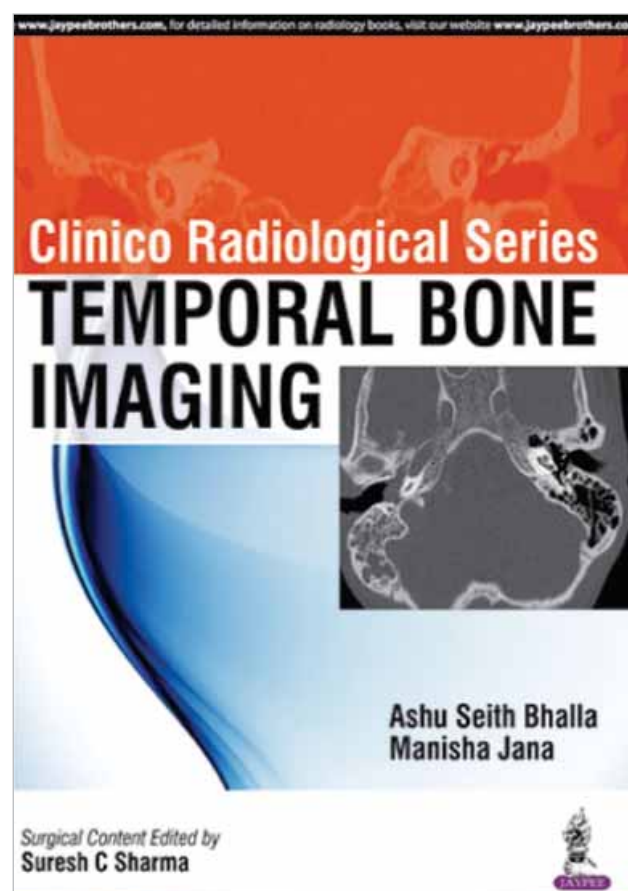
Single Colour | Soft Cover | 1/e, 2018
6.25" x 9.5" | 444 pp | 9789352701711 | ₹ 1295

Sample Chapter 



Clinico Radiological Series Temporal Bone Imaging

Ashu Seith Bhalla & Manisha Jana



Single Colour | Soft Cover | 1/e, 2016
6.25" x 9.5" | 326 pp | 9789385891908 | ₹ 1050

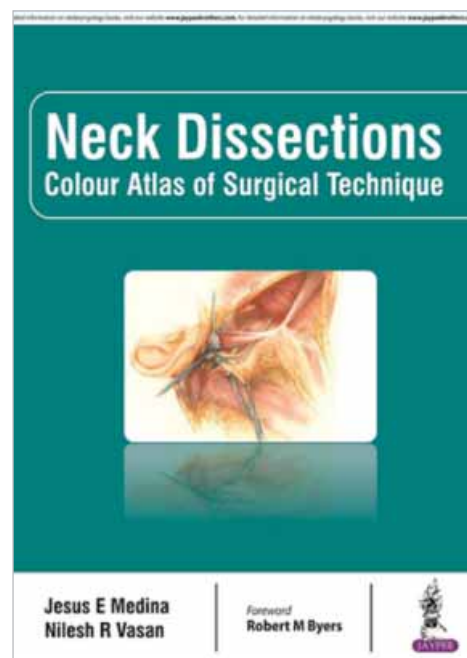
Sample Chapter 



Neck Dissections

Colour Atlas of Surgical Technique

Jesus E. Medina & Nilesh R. Vasan




Sample Chapter



Full Colour | Hardbound | 1/e, 2018
8.5" x 11" | 194 pp | 9789386322289 | ₹ 3995

Atlas of Otolgic Surgery and Magic Otolg

Marcos Goycoolea



2 Volumes

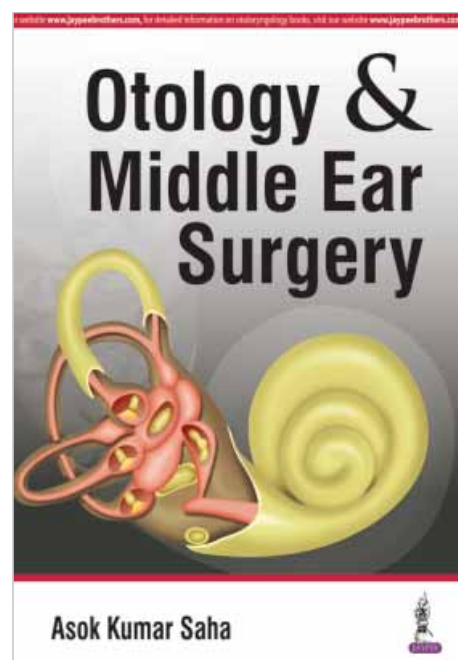
Sample Chapter



Full Colour | Hardbound | 2/e, 2012
8.5" x 11" | 1664 pp | 9789350255193 | ₹ 25850

Otology and Middle Ear Surgery

Asok K Saha



Sample Chapter

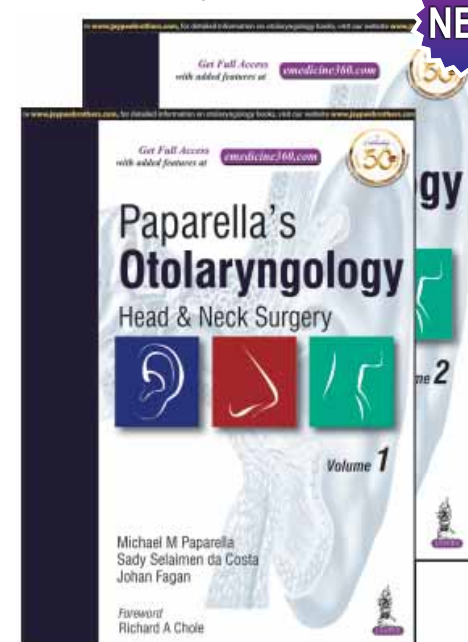


Full Colour | Soft Cover | 1/e, 2016
8.5" x 11" | 380 pp | 9789352501229 | ₹ 4395

Paparella's Otolaryngology

Head & Neck Surgery

Michael M Paparella, et al.



NEW

2 Volumes

Get Full Access
with added features at
emedicine360.com


Sample Chapter



Full Colour | Hardbound | 1/e, 2020
8.5" x 11" | 2148 pp | 9789351524540 | ₹ 14295

Recent Advances in Otolaryngology-9

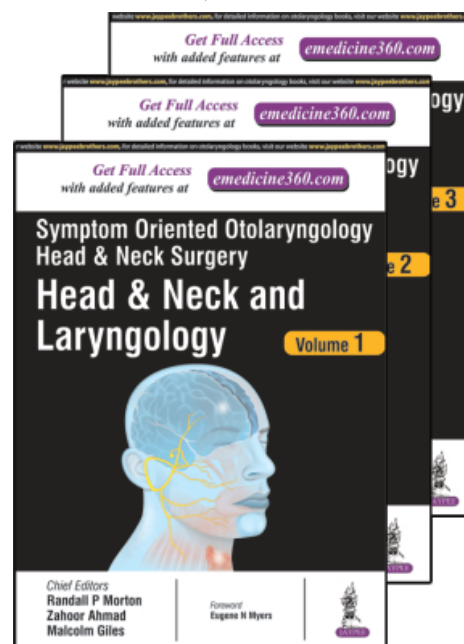
Holger Sudhoff & Mahmood Bhutta



Sample Chapter



Single Colour | Soft Cover | 1/e, 2015
6.25" x 9.5" | 142 pp | 9781907816895 | ₹ 2050

Symptom Oriented Otolaryngology—Head and Neck Surgery: Head & Neck Surgery and LaryngologyZahoor Ahmad, *et al.*

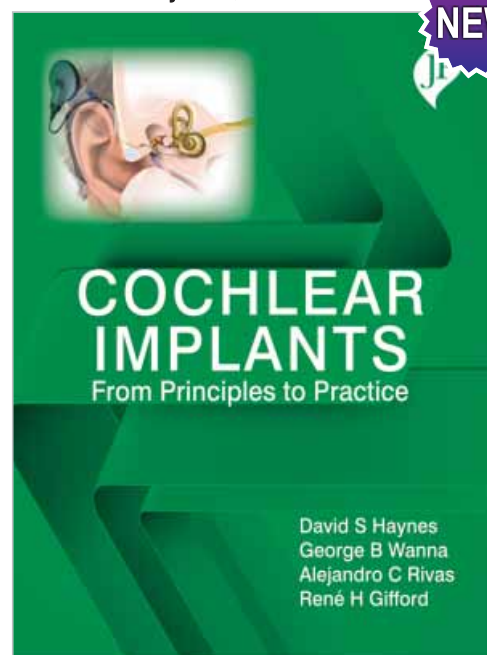
Sample Chapter



Full Colour | Hardbound | 1/e, 2017 | 8.5" x 11" | 1428 pp | ₹ 13695 (Set Price)
(3 Vol. Set: 9789351528050) (Vol.1: 498 pp | 9789385891892)
(Vol.2: 466 pp | 9789385891847) (Vol.3: 464 pp | 9789385891854) | ₹ 4595 (Each)

Cochlear Implants

From Principles to Practice

David S Haynes, *et al.*

Sample Chapter

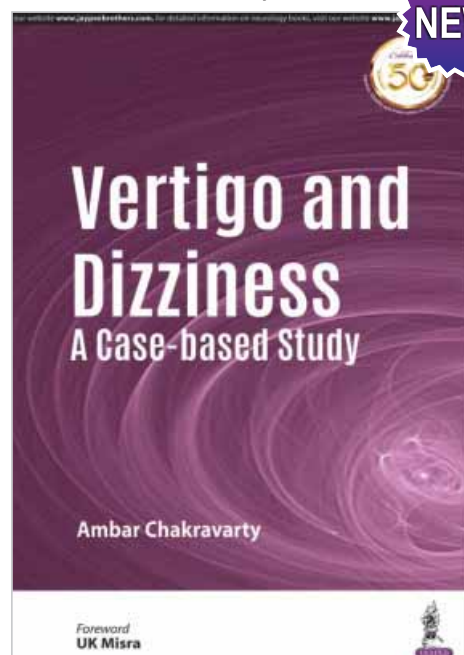


Full Colour | Hardbound | 1/e, 2020
8.5" x 11" | 264 pp | 9781787791190 | ₹ 4395

Vertigo and Dizziness

A Case-based Study

Ambar Chakravarty



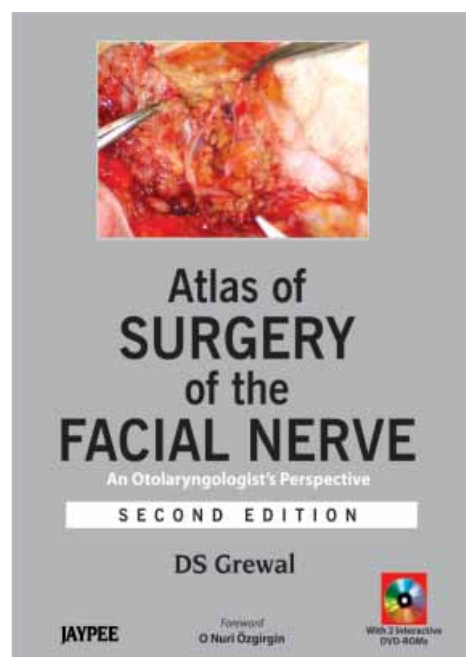
Sample Chapter



Single Colour | Hardbound | 1/e, 2020
6.5" x 9.75" | 264 pp | 9789389188332 | ₹ 1495

Atlas of Surgery of the Facial Nerve

DS Grewal



Sample Chapter




Full Colour | Hardbound | 2/e, 2012
8.5" x 11" | 232 pp | 9789350257890 | ₹ 3350

Textbook of Vertigo

Diagnosis and Management

Francesco Dispenza & Alessandro De Stefano



Sample Chapter

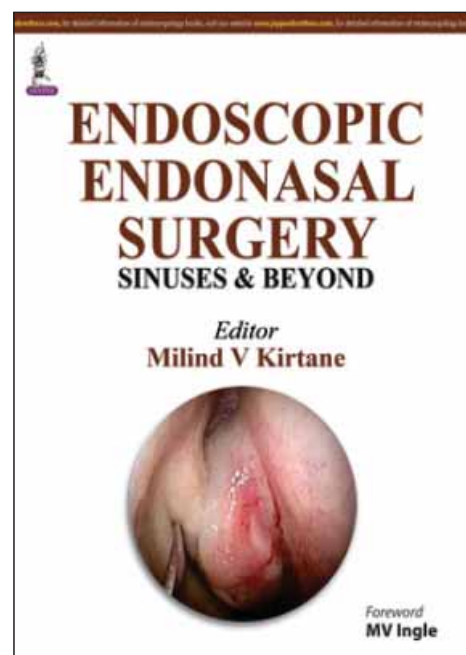


Two Colour | Hardbound | 1/e, 2014
7.25" x 10.25" | 284 pp | 9789350906729 | ₹ 2795

Endoscopic Endonasal Surgery

Sinuses and Beyond

Milind V Kirtane



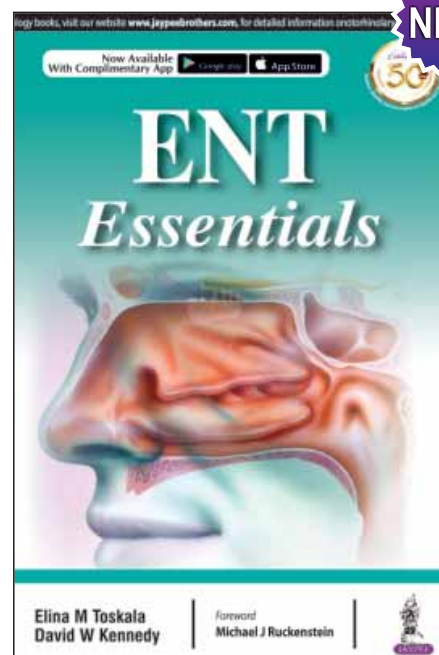
Sample Chapter



Full Colour | Soft Cover | 1/e, 2015
8.5" x 11" | 246 pp | 9789351521501 | ₹ 3495

ENT Essentials

Elina M Toskala & David W Kennedy




Sample Chapter



Full Colour | Soft Cover | 1/e, 2020
4.75" x 7" | 594 pp | 9789351529477 | ₹ 2450

Textbook of Laryngology

Nupur Kapoor Nerurkar



Sample Chapter 

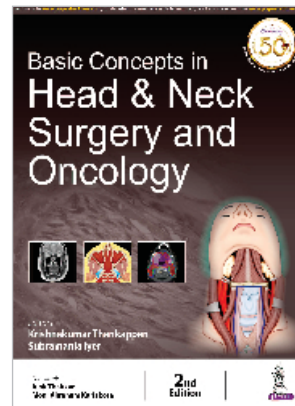


Full Colour | Hardbound | 1/e, 2017
8.5" x 11" | 404 pp | 9789386322449 | ₹ 4150

Basic Concepts in

Head & Neck Surgery and Oncology

Krishnakumar Thankappan & Subramania Iyer



Sample Chapter 

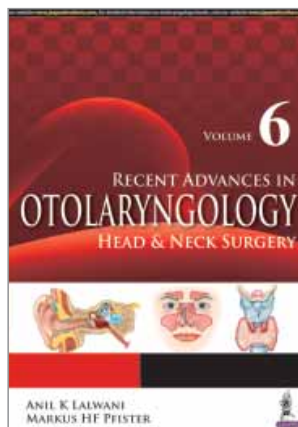


Full Colour | Soft Cover | 2/e, 2019
6.75" x 9.5" | 372 pp | 9789352708963 | ₹ 2095

Recent Advances in Otolaryngology

Head & Neck Surgery (Vol. 6)

Anil K Lalwani & Markus HF Pfister



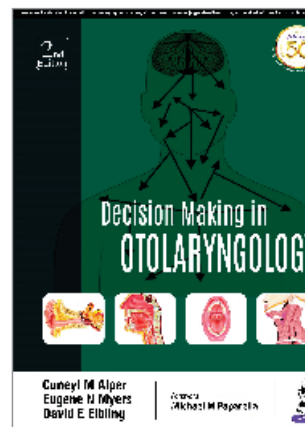
Sample Chapter 



Full Colour | Soft Cover | 1/e, 2017
6.25" x 9.5" | 306 pp | 9789386322128 | ₹ 1350

Decision Making in Otolaryngology

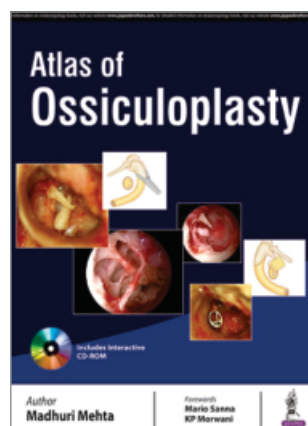
Cuneyt M Alper, *et al.*



Sample Chapter 



Full Colour | Soft Cover | 2/e, 2019
8.5" x 11" | 438 pp | 9789386056085 | ₹ 2895



Atlas of Ossiculoplasty

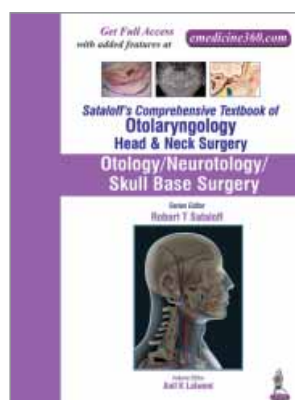
Madhuri Mehta

Sample Chapter 



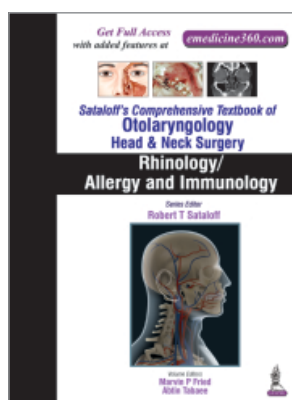
Full Colour | Hardbound | 1/e, 2017
8.5" x 11" | 288 pp | 9789386150585 | ₹ 4595

Sataloff's Comprehensive Textbook of Otolaryngology- Head & Neck Surgery (6 Vols.)



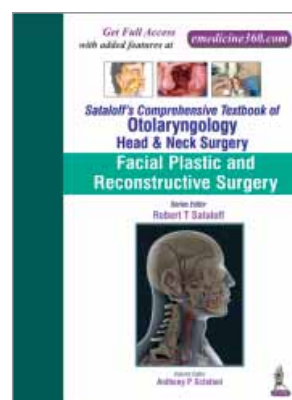
Pages: 736
ISBN: 9789351524557

Includes 1 Video on
emedicine360.com



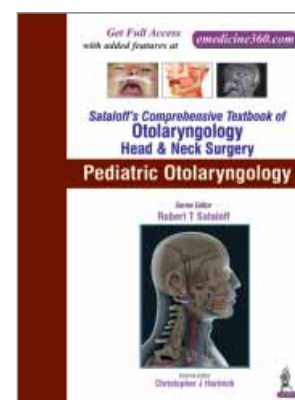
Pages: 982
ISBN: 9789351524564

Includes 3 Videos on
emedicine360.com



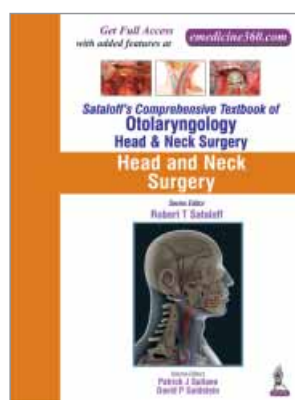
Pages: 1012
ISBN: 9789351524595

Includes 3 Videos on
emedicine360.com



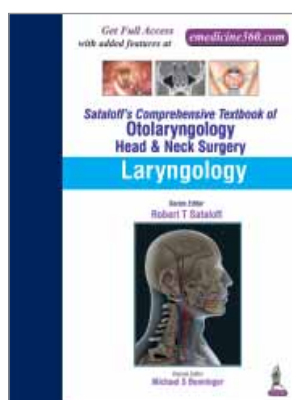
Pages: 1282
ISBN: 9789351524601

Includes 29 Videos on
emedicine360.com



Pages: 1064
ISBN: 9789351524588

Includes 4 Videos on
emedicine360.com



Pages: 1058
ISBN: 9789351524571

Includes 47 Videos on
emedicine360.com

Robert T Sataloff

MD DMA FACS (Series Editor)

Professor and Chairman, Senior Associate Dean for Clinical Academic Specialties, Department of Otolaryngology - Head and Neck Surgery, Drexel University College of Medicine, Philadelphia, Pennsylvania, USA

Product Information

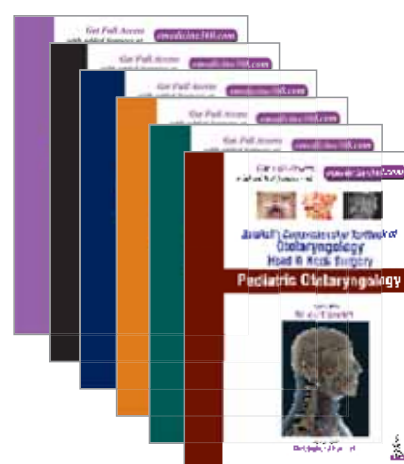
Presentation: Full Colour | Edition: 1/e, 2016

Cover Type: Hardbound

Size: 8.5" x 11" | ₹ 10950 (Each Book)

Key Features

- A comprehensive series devoted to various specialties within the field, including Otology/Neurotology/Skull Base Surgery, Facial Plastic and Reconstructive Surgery, Laryngology, Rhinology/Allergy and Immunology, Head and Neck Surgery, and Pediatric Otolaryngology.
- Covers basic science and clinical science (medical and surgical topics) of the entire field.
- Illustrious editorial team for all chapters.
- Enhanced by over 5000 full colour images and illustrations.
- Useful guide for practicing otolaryngologists and otolaryngology residents.



6 Volume Set

Get Full Access
with added features at
emedicine360.com

Sample Chapter



Full Colour | Hardbound | 1/e, 2016
8.5" x 11" | 6000 pp | 9789351527459 | ₹ 53150 (Set Price)

Surgical Techniques in Otolaryngology- Head & Neck Surgery (6 Volumes)



• Robert T Sataloff

MD DMA FACS (Series Editor)

Professor and Chairman, Senior Associate Dean for Clinical Academic Specialties, Department of Otolaryngology - Head and Neck Surgery, Drexel University College of Medicine, Philadelphia, Pennsylvania, USA

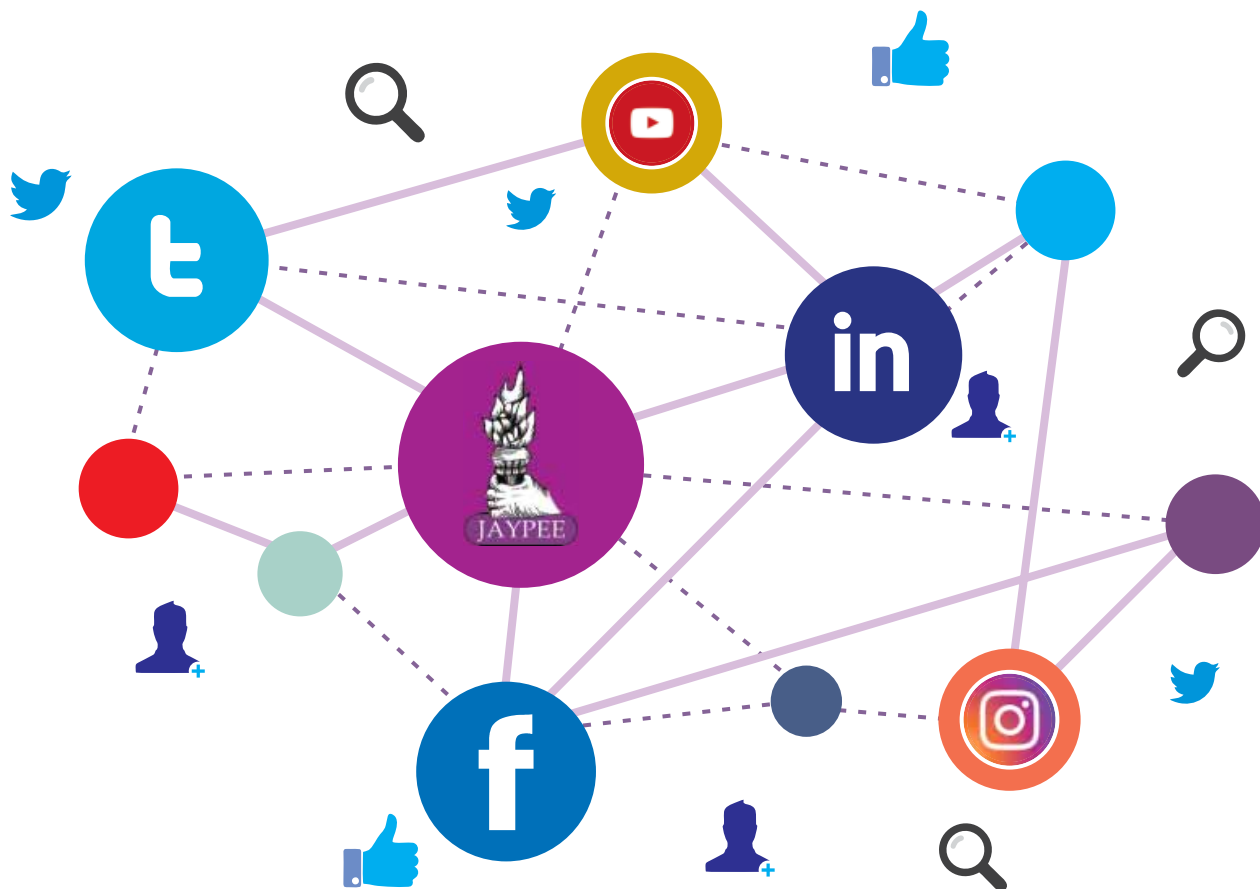
Product Information

Presentation: Full Colour | Edition: 1/e, 2015

Cover Type: Hardbound | Size: 8.5" x 11"

Key Features

- Each chapter addresses the medical and surgical treatment of both common and challenging conditions.
- Each procedure is presented systematically with an overview, special considerations, alternatives to surgery, techniques, complications, and after care.
- Recent advances in diagnostic techniques and differential diagnosis are described in depth.
- Written by an internationally recognised author and editorial team from the USA.
- Contains numerous highly illustrated clinical photographs and illustrations.



Follow | Like | Explore

Join India's Premier Health Sciences Publisher **JAYPEE**

Connect With Us



Scan to connect
and discover more



facebook.com/JaypeeMedicalPublishers



instagram.com/jaypeemedicalpublishers



youtube.com/jaypeebrothersmedicalpublisher



twitter.com/JaypeeBrother



linkedin.com/company/jaypeebrothers



Jaypee Brothers Medical Publishers (P) Ltd

marketing@jaypeebrothers.com | www.jaypeebrothers.com |



For any queries
8377900515

19/03/2020